




# THE GUND COMPANY

MANUFACTURERS & FABRICATORS OF ENGINEERED MATERIAL SOLUTIONS

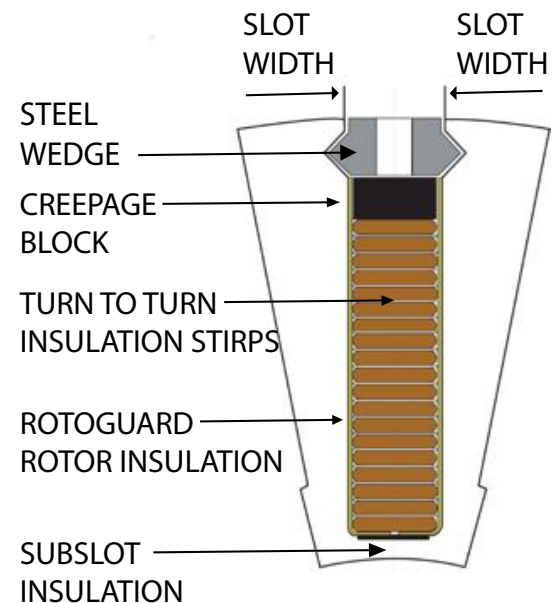
## Rotoguard® Slot Liner®



The Gund Company has been fabricating slot liners for over 20 years to meet the needs of the generator industry. The Gund Company utilizes processes that meet AS9100C (Aerospace), as well as the ISO9001:2015 to ensure a high-quality slot liners. Our product, Rotoguard® Slot Liner, provides uniform thickness and straightness in a seamless length up to 30' (9 meters). Rotoguard® Slot Liners are available in five standard configurations as well as a variety of custom configurations to meet customer's specifications. Each part is 100% inspected for quality and continuity can be hipot tested up to 20kV.

**Common shapes: L's, U's, with Step, Club Foot, and specialty shapes available upon request.**

- 24/7 SERVICE
- QUALITY PARTS
- KITTING SERVICES
- ON-TIME DELIVERY
- NEXT DAY SHIPPING
- RAPID PROTOTYPING
- EXPERT KNOWLEDGE
- MATERIAL ON-HAND
- EMERGENCY RESPONSE
- REVERSE ENGINEERING



**CONTACT OUR CUSTOMER SERVICE TEAM FOR A SOLUTION TODAY!**

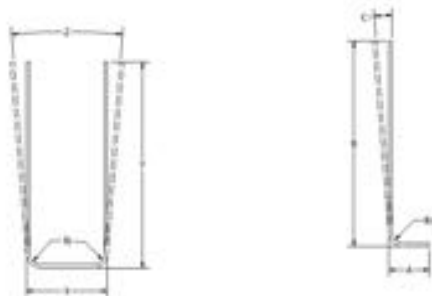
**ISO: 9001-2015 Certified**

**General Specifications**

Dimensions:	Standard Inside Radius	.100" +/- .010"	2.54 +/- .25 mm
	Radius Range Available	.027" - .125"	.7 - 3.2 mm
	Angle	90 +/- 3° Standard	
	Max Leg Dimensions	7" x 1.8" +/- .008	177.8 x 45.7 +/- .2 mm
	Available Thickness	.030" - .125" +/- .003"	.78 mm - 50.8 mm +/- .076 mm
	Shapes	Standard "U" and "L" shapes are available. Custom shapes available upon request.	
Construction:	Type 0	All Epoxy Glass	
	Type I	Glass - Nomex® - Glass	
	Type II	Nomex® - Glass - Nomex®	
	Type III	Glass - Nomex® - Glass - Polyimide - Glass - Nomex® - Glass	
	Type IV	Nomex® - Glass - Polyimide - Glass - Nomex®	
	Type N	Nomex®	
	Special Requests	Custom construction available to meet most customer requests	

Key Characteristics <sup>1</sup>	Units	Test Method	Condition	Type 0	Type I	Type II	Type III	Type IV	Type N
Apparent Density	g/cm <sup>3</sup>	ASTM D-792	A	2.0	1.7	1.7	1.6	1.7	1.08
Water Absorption	%	ASTM D-570	D-24 / 23	0.4	1.3	4.0	1.5	3.7	--
Tensile	ksi	ASTM D-638	A	32.9	26.6	18.3	26.0	17.5	15.6
Flexural Strength	ksi	ASTM D-790	A	87.70	54.70	50.60	65.20	60.10	--
			E-1/160 T160	46.60	50.60	32.70	52.50	41.40	--
Dielectric Strength	V/mil	ASTM D-149	A	1,050	1,050	1,400	1,200	1,200	680
Permittivity	--	ASTM D-150	A	4.6	4.2	3.8	4.2	3.8	3.7
Dissipation Factor	--	ASTM D-150	A	0.03	0.02	0.02	0.022	0.02	0.007
Compressive Strength (1/2")	ksi	ASTM D-695	A	--	--	40	48	--	--
Thermal Conductivity	W/(m.K)	ASTM E-1461	--	0.25 - 0.21	0.23 - 0.19	0.25 - 0.21	0.25 - 0.21	0.24 - 0.20	0-20 - 0.14
Comparative Tracking Index	--	IEC-60112	--	200	200	250	200	250	250

<sup>1</sup> Indicates a thickness of 0.050"



**Dimensioning of U's and L's**

A - In or mm X- In or mm

B - In or mm Y - In or mm

C - Degree (if not 90) Z - Degree (if not 90)

Ri - In or mm Ri - In or mm

L- Length In or mm for both U's and L's