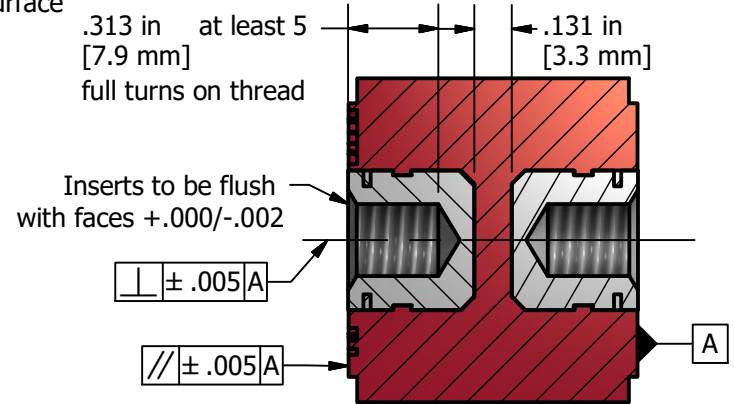
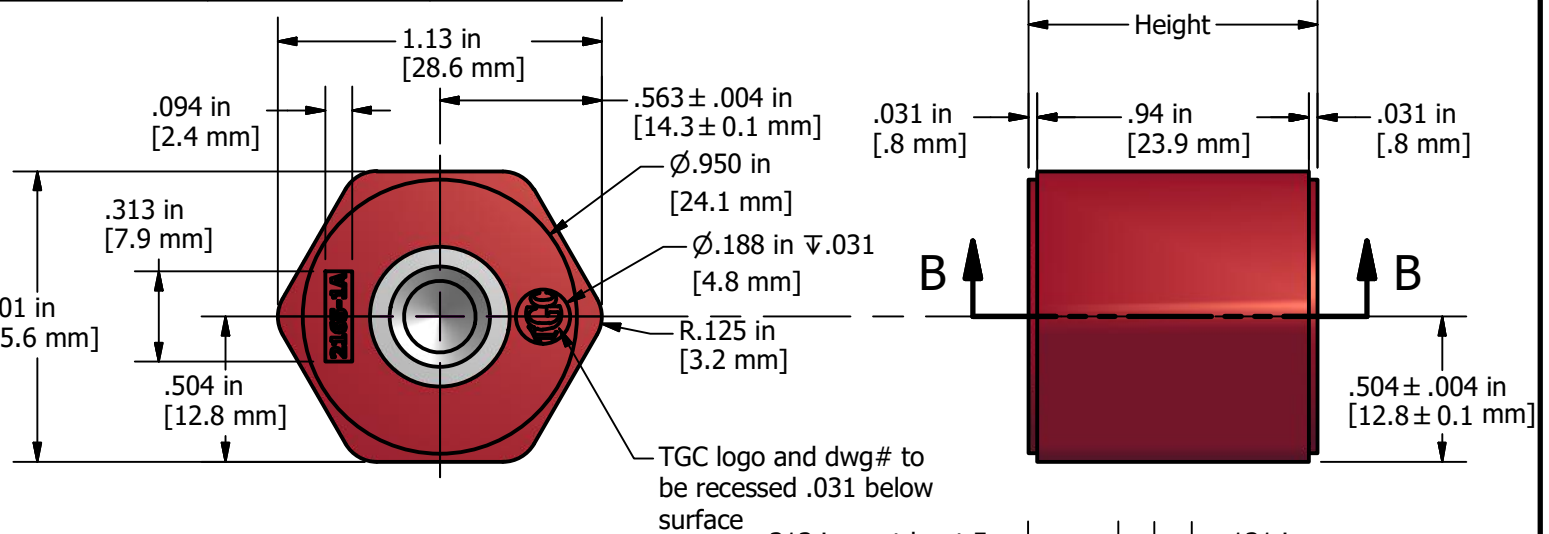


2165 Series				
Part #	Height	Thread Size	Thd Depth in dec.	Insert Length
GINS-2165-1A	1.000"	1/4-20x5/16 deep	.315"	.413"
GINS-2165-1B	1.250"	1/4-20x5/16 deep	.315"	.413"
GINS-2165-M1A	25 mm	M6-1 X8 deep		10.5 mm
GINS-2165-M1B	32 mm	M6-1 X8 deep		10.5 mm

Inserts	
Part#	Material
As shown	Aluminum
Followed by -B	Brass
Followed by -S	Steel



Hex Shaped Inserts

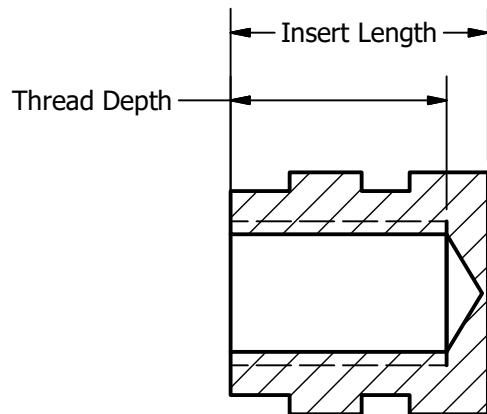


TABLE			
Linear	Inj. moulding	Comp. Moulding	Metal
.236" to 1.181"	±.019"	±.019"	±.008"
1.181" to 4.724"	±.031"	±.039"	±.011"
4.724" to 15.748"	±.047"	±.059"	±.019"
15.748" to 39.37"	±.078"	±.098"	±.031"

Notes:  
 Inserts must be aligned on the same center line

APPROVED BY  
*solomon chiang*

DRAWN BY  
 Corey Smith

DRAWING DATE  
 3/3/15 Rev 0

PART NAME  
 GINS-2165 Stand Off Series

CUSTOMER CONTACT

FACILITY

**MATERIAL**  
 approved UL Glass Polyester BMC (File #354884)

**QTY**

TOLERANCES  
 .xx ±  
 .xxx ±  
 Fract: ±  
 Angle: ±  
 Other: ±

Drawing Reference

2121 WALTON ROAD  
 ST LOUIS MO 63114 USA  
 (314)-423-5200  
 FAX (314)-423-9009