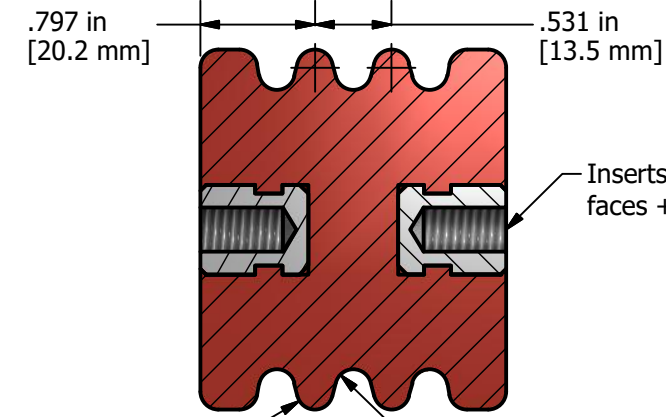

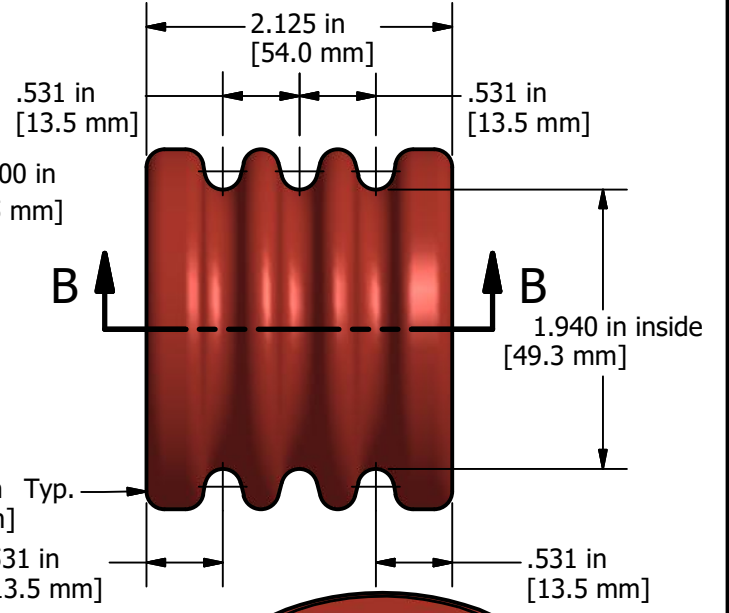
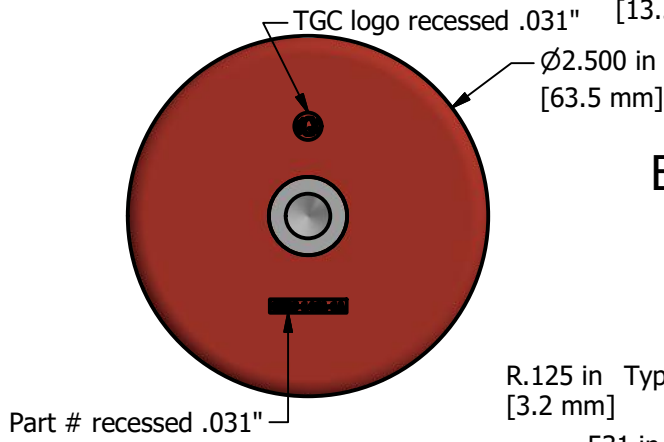
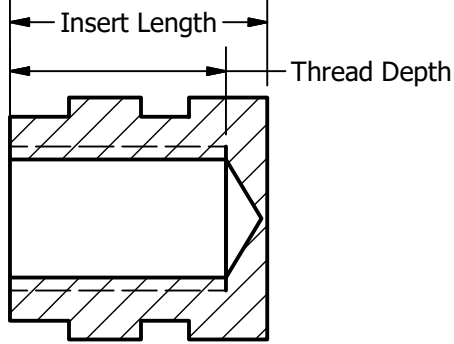


1461 Series				
Part #	Part Height	Thread Size	Thrd Depth in dec.	Insert Length
GINs-1461-1A	2.125"	3/8-16x11/16 deep	.669"	.787"
GINs-1461-1B	2.125"	1/2-13x11/16 deep	.669"	.787"
GINs-1461-1C	2.125"	5/8-11x3/4 deep	.748"	.866"
GINs-1461-M1A	54.0mm	M10x1.5x17 deep		20mm
GINs-1461-M1B	54.0mm	M12x1.75x17 deep		20mm
GINs-1461-M1C	54.0mm	M16x2.0x19 deep		22mm

Inserts	
Part#	Material
As shown	Aluminum
Followed by -B	Brass
Followed by -S	Steel

Hex Shaped Inserts



R.125 in Typ. [3.2 mm] SECTION B:B SCALE: .750

TABLE			
Linear	Inj. moulding	Comp. Moulding	Metal
.236" to 1.181"	±.019"	±.019"	±.008"
1.181" to 4.724"	±.031"	±.039"	±.011"
4.724" to 15.748"	±.047"	±.059"	±.019"
15.748" to 39.37"	±.078"	±.098"	±.031"

Notes:
Dimensions in [] are in mm

APPROVED BY
solomon chiang
DRAWN BY
Corey Smith
DRAWING DATE
3/3/15 Rev 0

PART NAME
GINs-1461 Stand Off Series
CUSTOMER CONTACT
FACILITY

MATERIAL
approved UL Glass Polyester
BMC (File #354884)

QTY

TOLERANCES
.xx ±
.xxx ±
Fract: ±
Angle: ±
Other: ±



2121 WALTON ROAD
ST LOUIS MO 63114 USA
(314)-423-5200
FAX (314)-423-9009